

STEEL REINFORCEMENT SUITABLE FOR:

KBE Profine 070



Pas 24 tested
in bigger windows



Cut-to-size lengths
saves time & no waste



Rapid delivery
service

Why buy
STEEL from
a **plastic**
supplier?

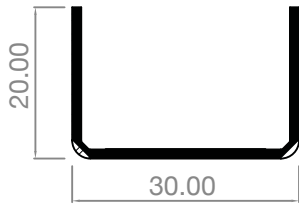
Call Lee Marriott on 07763846697 or Beth Cooper on 0161 231 2354
enquiries@anglo european.net | anglo european.net



The fabricator's friend

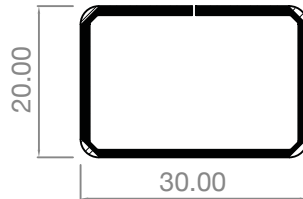
STEEL REINFORCEMENT SUITABLE FOR:

KBE Profine 070



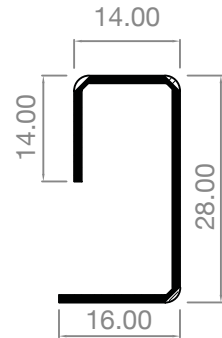
AE3020GS

57mm Outer



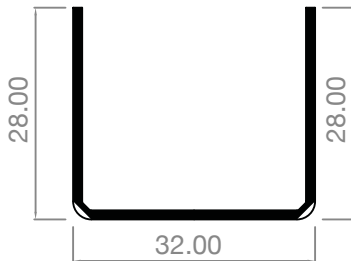
AEBR35S

57mm Outer



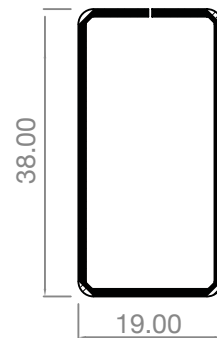
AE2814GS/3

76mm Casement Sash
(Hinge attach)



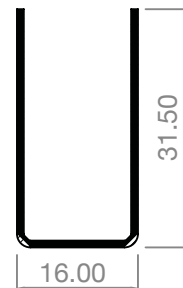
AE3328GS - 677

67mm Outer
82mm T & Z Transom



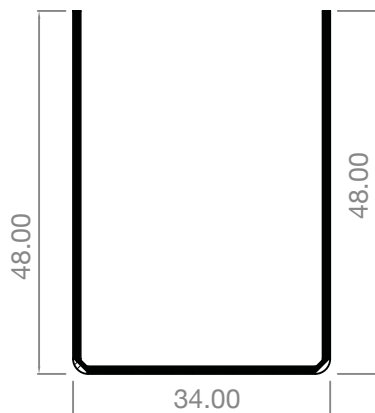
AE1838GS - 604

French Reverser



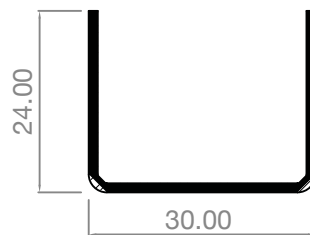
AE1631GS - 676

70mm T Transom
70mm Z Transom
(French Casement reverser)



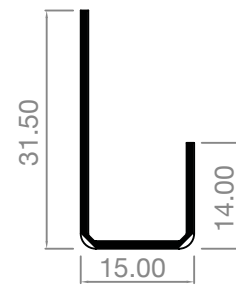
AE3448GS/18 - 686

Inward/Outward Open
Midrail



AE3024GS - 207

77mm T & T Sash

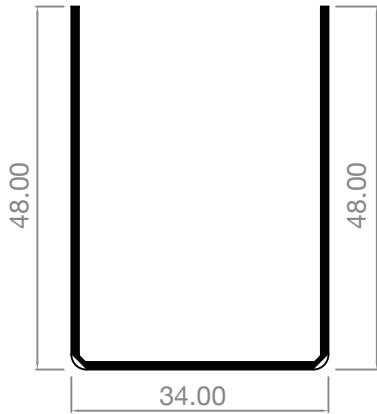


AE1616GS/3 - 675

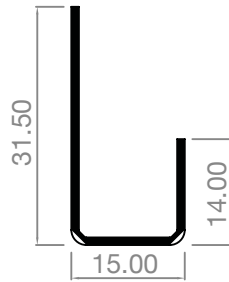
76mm Casement Sash

STEEL REINFORCEMENT SUITABLE FOR:

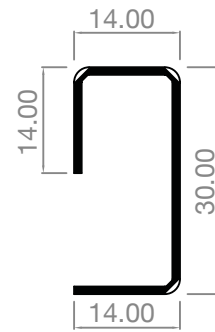
KBE Profine 070



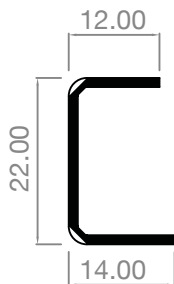
AE3448GS/18 - 686
Inward/Outward Open
Midrail



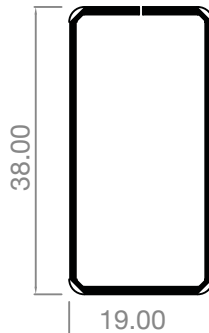
AEI616GS - 675
76mm Casement Sash



AE2814GS/3 - 675
76mm Casement Sash
(Hinge attach)



AE2212GS/3 - 57582
70mm Featureline
Casement Sash



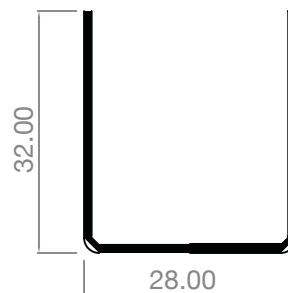
AEI838GS - 604
French Reverser



AEI631GS - 676
70mm T Transom
70mm Z Transom
53mm Outer



AE3024GS - 207
77mm T & T Sash



AE2832GS - 677
67mm Outer
82mm T & Z Transom

STEEL REINFORCEMENT SUITABLE FOR:

33mm x 48mm Door Section



AE3448GS/SU18 (687)

$IXX=3.86\text{cm}^4$

$IYY=4.55\text{cm}^4$

