

STEEL REINFORCEMENT SUITABLE FOR:

P22 Optima C&S



Pas 24 tested  
in bigger windows



Cut-to-size lengths  
saves time & no waste



Rapid delivery  
service

Why buy  
**STEEL** from  
a **plastic**  
supplier?

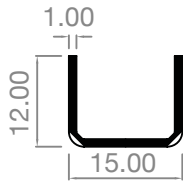
Call Lee Marriott on 07763846697 or Beth Cooper on 0161 231 2354  
[enquiries@angloeuropaean.net](mailto:enquiries@angloeuropaean.net) | [angloeuropaean.net](http://angloeuropaean.net)



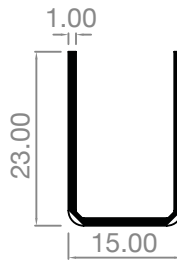
The fabricator's friend

STEEL REINFORCEMENT SUITABLE FOR:

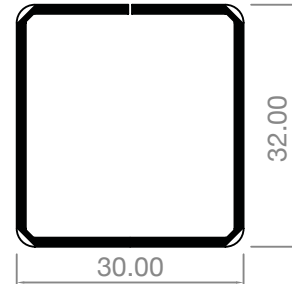
# P22 Optima C&S



**QR01S**  
50mm Outer Frame



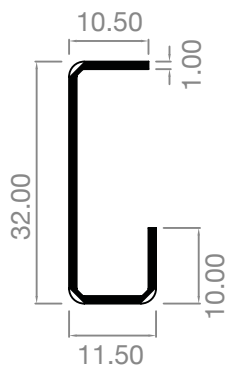
**QR02S**  
60mm Outer Frame



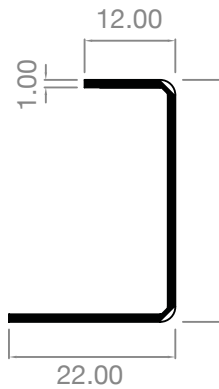
**QR05S**  
70mm Outer Frame



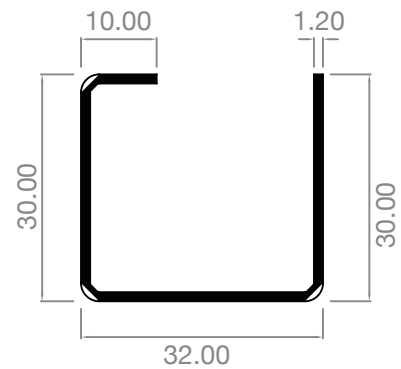
**QR11S**  
66mm T & Z Transom/Mullion



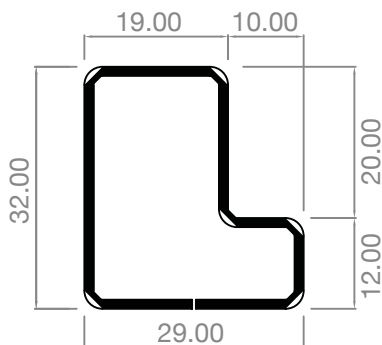
**QR10S**



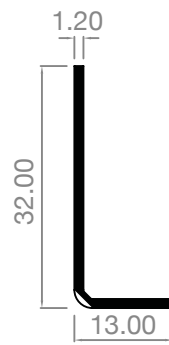
**QR30S**  
75mm T & Z Sash



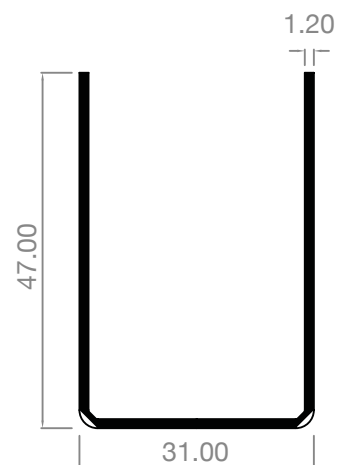
**QR16S**  
84mm T & Z Transom/Mullion



**QR03S**  
Door Lockside



**QR33S**  
77mm Tilt/Turn



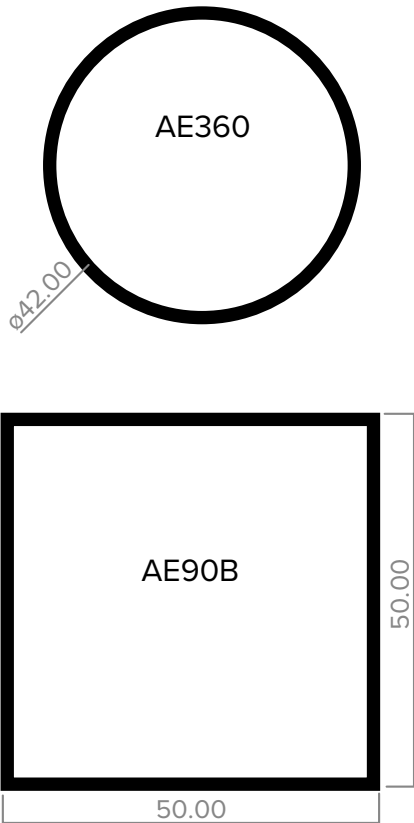
**QR40S**  
T & Z Door

STEEL REINFORCEMENT SUITABLE FOR:

P22 Optima C&S



**ALUMINIUM BAY POST  
& BAY POLES**



**32MM X 47MM  
HEAVY DUTY DOOR  
SECTION**

**AE3147G5/SU17 - QR40S  
(I22 X I.2 X I740MM)**

